



# Westpointe Elementary School

Media Center Collection Development Plan

---

Dr. Atresa Grubbs-Holmes  
Principal

---

Rebecca Wesolowski  
Certified Educational Media Specialist

# Table of Contents

---

<b>Table of Contents</b>	<b>2</b>
<b>Executive Summary</b>	<b>2</b>
District Strategic Plan 2025	3
School Collection Development Plan	3
<b>School Analysis</b>	<b>3</b>
<b>Collection Analysis</b>	<b>5</b>
<b>Collection Analysis by Category</b>	<b>6</b>
<b>Representation Analysis</b>	<b>7</b>
Results	7
Summary	7
<b>Strategic Focus</b>	<b>8</b>
<b>Budget and Purchasing Plan</b>	<b>9</b>
Annual Budget 2022-2023	9
Purchasing Plan 2022-2023	9

# Executive Summary

---

## ***District Strategic Plan 2025***

Orange County Public Schools is the ninth-largest school district in the United States and the fourth largest in Florida. The district serves more than 206,000 students at 202 schools and is one of the largest employers in Central Florida with more than 25,000 team members.

**Vision:** To ensure every student has a promising and successful future.

**Mission:** With the support of families and the community, we create enriching and diverse pathways to lead our students to success.

## ***School Collection Development Plan***

Westpointe Elementary School serves 711 students enrolled in Kindergarten through fifth grades. The student population's ethnicity is made up of 45% Hispanic and 55% Non-Hispanic students. Additionally, we serve a diverse population made up of 65% White, 27% Black, 0% Native, 3% Asian, 1% Pacific, and 4% Multicultural students.

The administration includes Principal Dr. Atresa Grubbs-Holmes and Assistant Principal Susan Shaw. Westpointe Elementary School is proud to offer the many special programs which provide students with opportunities. These include News Crew, Girls on the Run, Battle of the Books, and after school tutoring.

A thorough analysis of the current media center collection at Westpointe Elementary School indicates that the average age of the collection is 2014 and the number of books per student is 10. The [American Association for School Libraries](#) has established a criteria for a highly effective media center that includes a ratio of 15-20 books available per student in the collection. At this time, Westpointe Elementary School does not meet the recommended standards for the number of books per student.

The analysis of the collection also revealed the following areas of strengths and concerns:

- Students at Westpointe improved on the state achievement tests for ELA in each grade level.
- This average reading level of our collection is 3rd grade level which is appropriate for our population.
- There are an additional 1,117 eBooks, audiobooks & digital magazines available in Sora.
- Our Media Center needs more books featuring LatinX, Portuguese, and Russian characters and/or nonfiction texts with Hispanic/Portuguese/Russian role models.

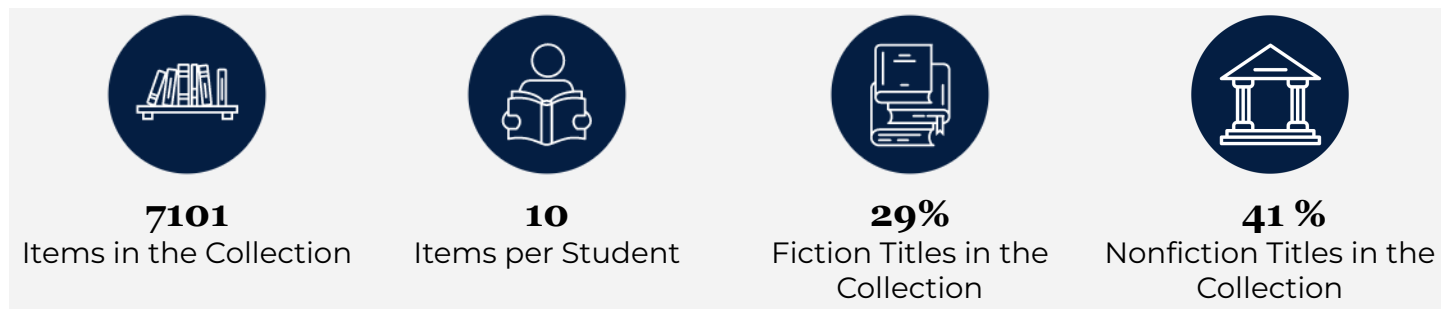
# School Analysis

The school analysis provides an overview of the school's enrollment, demographics and proficiency data.

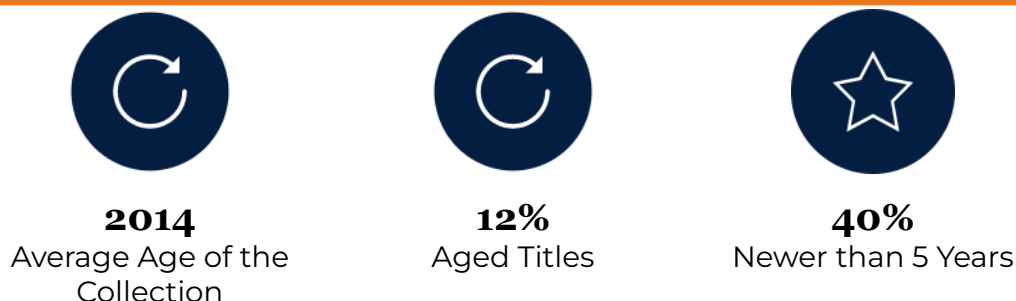
Enrollment & Demographic Data					
711 2022-23 Student Enrollment as of August 31, 2022	Subgroups		Federal Ethnicity		
	49% ELL	3% ESE	45% Hispanic	55% Non-Hispanic	
Federal Race Category					
65% White	27% Black	0% Native	3% Asian	1% Pacific	4% Multicultural
Proficiency Data					
Assessment	2020-21	2021-22	Assessment	2020-21	2021-22
FSA ELA Grade 3	57%	61%	FSA Math Grade 3	55%	66%
FSA ELA Grade 4	56%	58%	FSA Math Grade 4	59%	59%
FSA ELA Grade 5	56%	58%	FSA Math Grade 5	55%	53%
NGSSS Sci 5 EOC	53%	45%			

## Collection Analysis

The collection is developed for and influenced by students, their interests, academic needs and alignment to the curriculum. The data below is a snapshot of the collection based on a Titlewise Analysis.



Library media resources are curated to include both recently published works and classics that both rightfully impact the average age of the collection.

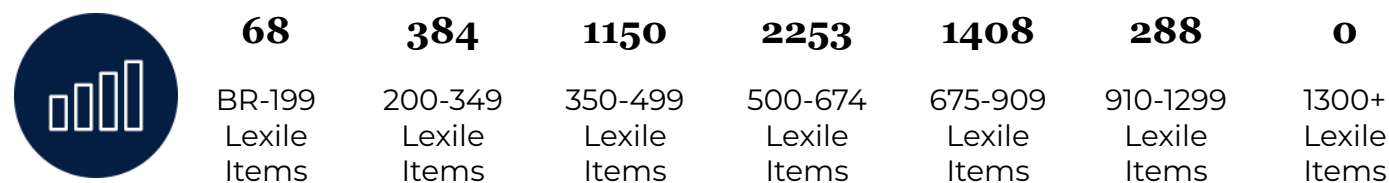


Library media resources should be representative of the school. A commitment to representative literature is reflective of **OCPS values such as equity, inclusion, and respect.**

Social-Emotional Learning (SEL) library media resources can contribute to the **development of character and social-emotional skills**, one of the OCPS's key performance indicators.



Library media resources are distributed across the **lexile reading level ranges** noted below.



## Collection Analysis by Category

---

The information collected in this section provides a detailed look at the current library collection by classification and genre. The information was gathered from Follett Destiny, the library management system, and Titlewave, the vendor's ordering and analysis tool.

Section	# of Titles	Average Age
Computer Science, Information & General Works	50	2016
Philosophy & Psychology	49	2015
Religion	48	2016
Social Sciences	444	2014
Language	188	2012
Science	979	2016
Technology	411	2016
Arts & Recreation	496	2016
Literature	111	2010
History & Geography	351	2014
Biography	372	2015
Easy	1,384	2012
General Fiction	2,086	2014
Graphic Novels	259	2016

### Notes

- We are in our 6th year, so all sections are in decent shape. I will continue to monitor each section annually to ensure quality and relevant materials are housed in our Media Center.
- The average age of collections across the district is 2007 and we are above the average age in every category.

# Representation Analysis

To deepen focus on strategic collection development, specific sections of the collection were analyzed in detail to determine whether the media center collection reflects and represents various points of view and experiences. The goal is to provide a balanced collection that can be both a mirror, to reflect a reader's experience, and a window, so readers can experience different viewpoints.

## Results

Based on the available school data of Westpointe Elementary School in comparison to Collection Analysis results, it was found that:

Representation Focus	Avg. Age of Target Population Titles	# of Target Population Titles	% of Target Population Titles	% of Students
Hispanic (Spanish speaking)	2014	219	3	15
Portuguese	2011	135	2	28
Russian	2010	17	.02	2

## Summary

After completing a deeper, targeted analysis of the representation section of the TitleWise report, it was determined that:

- Of the 219 LatinX/Hispanic titles, 81 titles were translation dictionaries and 40 copies were duplicate titles from classroom sets (previous SSYRA/Jr titles), and 3 titles were written in Spanish.
- Of the 135 Portuguese titles, 125 titles were translation dictionaries and 10 titles written in Portuguese.
- Of the 17 Russian titles, 13 titles were translation dictionaries and no titles written in Russian.
- Our Media Center needs more books featuring LatinX, Portuguese, and Russian characters and/or nonfiction texts with Hispanic/Portuguese/Russian role models.

## Strategic Focus

---

This page lists the priorities for selection and weeding for each school year and includes the action, updates, and outcomes. This is subject to change due to funding and time constraints.

School Year	Strategic Focus
2022-23	<b>Selection Priorities</b> <ul style="list-style-type: none"><li>• LatinX/Hispanic titles</li><li>• LatinX/Hispanic characters</li><li>• Sunshine State Books 2023-2024</li></ul>
	<b>Weeding Priorities</b> <ul style="list-style-type: none"><li>• Non-circulating texts for last 5 years</li><li>• Religion Section</li><li>• Biographies</li><li>• Science/medical Section</li></ul>
2023-24	<b>Selection Priorities</b> <ul style="list-style-type: none"><li>• Portuguese titles and characters</li><li>• Russian titles and characters</li><li>• Sunshine State Books 2024-2025</li></ul>
	<b>Weeding Priorities</b> <ul style="list-style-type: none"><li>• Computer Science, Information and General Works</li><li>• Philosophy &amp; Psychology</li><li>• History &amp; Geography</li></ul>



## Budget and Purchasing Plan

---

This page outlines the current budget available and specifically lists the priorities for this school year (2022-2023).

### *Annual Budget 2022-2023*

State Funds	
Source	Amount
State (10011111000)	\$3,934.50
Internal Accounts	
Source	Amount
Media Center (7346.000)	85.21
Lost Books (7351.000)	482.99
Book Fairs (7551.000)	155.97
<b>TOTAL</b>	4,658.67

### *Purchasing Plan 2022-2023*

Approximate Purchasing Plan	
Purpose	Amount
LatinX/Hispanic titles & characters	1,000.00
New low level/high interest books	500.00
2022-2023 Sunshine State Books	2,500.00
<b>TOTAL</b>	4,000.00

Reviewed by Stakeholders on DATE October 12, 2022